

Immediate Action Required



3M™ PELTOR™ X Series P5E Hard Hat Attached Electrically Insulated Earmuffs

→ 3M Hearing Solutions is issuing a **“Stop Use”** of specific combinations of 3M™ PELTOR™ X Series P5E Hard Hat Attached Electrically Insulated Earmuffs with various 3M™ and non-3M™ head protection products

As part of 3M's ongoing commitment to delivering high quality safety equipment, we are notifying our customers of the following stop use communication relating to combinations of 3M™ PELTOR™ X Series P5E Hard Hat Attached Electrically Insulated Earmuffs with various 3M™ and non-3M™ head protection products. During recent internal testing related to product aging, we found a decrease in earmuff headband force over time when the P5E attachment arm is used in combination with certain head protection products. In response to this new learning, 3M is updating the compatibility information related to 3M™ PELTOR™ P5E earmuffs and approved head protection products.



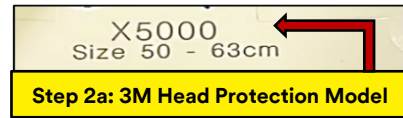
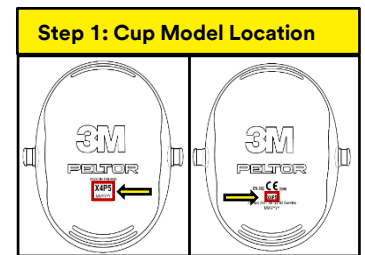
In ANSI S3.19-1974 standard testing, the 3M™ PELTOR™ X Series P5E Hard Hat Attached Electrically Insulated Earmuffs **continue to meet requirements. There have been no reports of injuries, accidents, or complaints associated with this issue.**

End Users

To determine if your 3M™ PELTOR™ X Series P5E Hard Hat Attached Electrically Insulated Earmuffs are affected, please follow the steps listed below:

Step 1: Locate the model description on the earmuff cup as seen (see P5 detail in red box in the earmuff pictures on the right), if the cup model is listed on Table 1 in the appendix, continue to Step 2a & 2b.

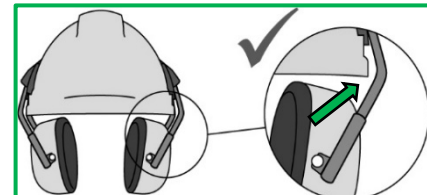
*If cup model is **not** listed on Table 1, your product is **not affected**, and you may continue to use your product as called out in the user instructions.*



Step 2a & 2b:

2a: Users who have a 3M head protection; Locate the model description on the head protection product (see picture on right), if the head protection product is listed on Table 2, continue to Step 3.

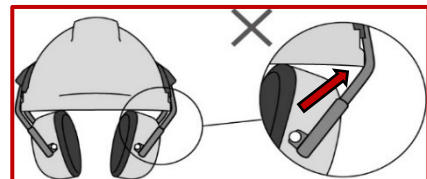
2b: Users with a Non-3M head protection; Visually inspect the P5E installed on your head protection product to determine if an interference is occurring while in the usage position. If the earmuff hardhat attachment is contacting the hardhat as seen in the photos to the right, continue to Step 3.



Step 2b Correct: Earmuff hardhat attachment is **not** contacting hardhat

*If the head protection product is **not** listed on Table 2 or **not** experiencing interference while in usage position, your product is **not affected**, and may continue to use your product as called out in the user instructions.*

Step 3: If your 3M earmuff and 3M head protection product are listed on the tables in the appendix or interference is occurring while in the position as shown in the pictures to the right, the product combination you are using is no longer considered compatible and should **not be** used in combination. 3M has the following options available to address this compatibility issue:



Step 2b Incorrect: Earmuff hardhat attachment **is** contacting hardhat

- **Users that do not require electrically insulated products:** 3M will replace your P5E earmuff attachment arms with 3M™ PELTOR™ Hard Hat Earmuff P3E attachment arms at no cost.
- **Users that require electrically insulated products:** If you need electrically insulated earmuffs, 3M will provide new P5E attachment arms at no cost. New attachment arms will need to be installed and used on a compatible head protection solution (see www.3m.com/earmuff_techbulletin).

Step 4: To request one of the replacement options for your P5E, visit go.3M.com/PeltorP5EHeadCompatibilityNotice to view the details on available options and complete the electronic intake form.

If you have any questions, please contact our Technical Service Team:

US: Call 1-800-243-4630 or email psdtechnicalsupport@mmm.com | Canada: Call 1-800-267-4414 or email psdtechsupport-ca@mmm.com



Immediate Action Required

Distributors

Upon receipt of this Notice, please contact our Customer Service department for a listing of the affected PRODUCT sold to you. If you have P5E attachment arm inventory in your stock, 3M can provide updated compatibility labels that can be placed on the packaging or you can return your inventory to 3M Personal Safety for credit at 3M's expense. Please immediately forward this Notice to any of your customers who have purchased affected products from you and provide any assistance requested by your customers to complete the process.


Appendix: Affected P5E earmuff and 3M head protection product combinations that are not compatible

Table 1 – Earmuff Attachment Model List			
3M ID	3M ID Description	Cup Model	Legacy ID
7100097525	X1P5E, Helmet Attached Earmuffs, 10/CS	X1P5	UU007831710
7100097447	X1P5E-OR, Helmet Att. Earmuffs, 10/CS	X1P5	UU007831611
7100097448	X2P5E, Helmet Attached Earmuffs, 10/CS	X2P5	UU007831728
7100097405	X3P5E, Helmet Attached Earmuffs, 10/CS	X3P5	UU007830977
7100097429	X4P5E, Helmet Attached Earmuffs, 10/CS	X4P5	UU007831744
7100097526	X4P5E-OR, Helmet Att. Earmuffs, 10/CS	X4P5	UU007831736
7100097527	X5P5E, Helmet Attached Earmuffs, 10/CS	X5P5	UU007831769

Table 2	
3M ANSI Head Protection	
3M™ SecureFit™ Safety Helmet X5000	X5001-ANSI
	X5002-ANSI
	X5003-ANSI
	X5004-ANSI
	X5005-ANSI
	X5007-ANSI
3M™ SecureFit™ Safety Helmet X5000: Vented	X5012-ANSI
	X5014-ANSI
	X5001V-ANSI
	X5002V-ANSI
	X5003V-ANSI
	X5004V-ANSI
3M™ SecureFit™ Safety Helmet X5000: Reflective	X5005V-ANSI
	X5007V-ANSI
	X5012V-ANSI
	X5014V-ANSI
	X5001X-ANSI
	X5002X-ANSI
3M™ SecureFit™ Safety Helmet X5000: Vented, Reflective	X5003X-ANSI
	X5004X-ANSI
	X5005X-ANSI
	X5007X-ANSI
	X5012X-ANSI
	X5014X-ANSI
3M™ SecureFit™ Safety Helmet X5000: Vented, Reflective	X5001VX-ANSI
	X5002VX-ANSI
	X5003VX-ANSI
	X5004VX-ANSI
	X5005VX-ANSI
	X5007VX-ANSI
3M™ SecureFit™ Safety Helmet X5000: Vented, Reflective	X5012VX-ANSI
	X5014VX-ANSI
	X5012VX-ANSI
	X5014VX-ANSI

**The various P5E models listed in Table 1 are occasionally described as a “cap mount electrically insulated” or “hard hat attached electrically insulated” earmuff or headset and will include the identifying code “P5” in the model number or product description.

The 3M™ PELTOR™ X Series P5E Earmuffs in Table 1 and 3M™ SecureFit™ Helmets in Table 2 are no longer considered compatible and should not be used in combination



** Go to www.3m.com/earmuff_techbulletin to see which helmets are compatible with 3M™ PELTOR™ X Series P5E Hard Hat Attached Electrically Insulated Earmuffs

If you have any questions, please contact our Technical Service Team:
 US: Call 1-800-243-4630 or email psdtechnicalsupport@mmm.com | Canada: Call 1-800-267-4414 or email psdtechsupport-ca@mmm.com